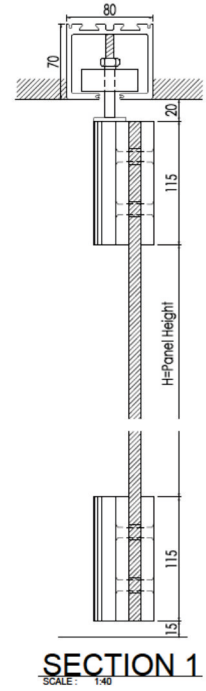
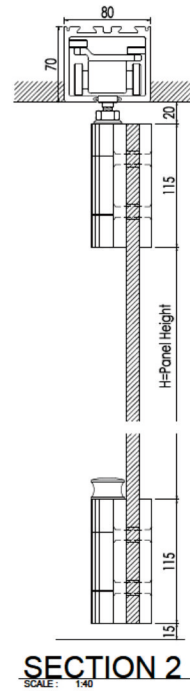
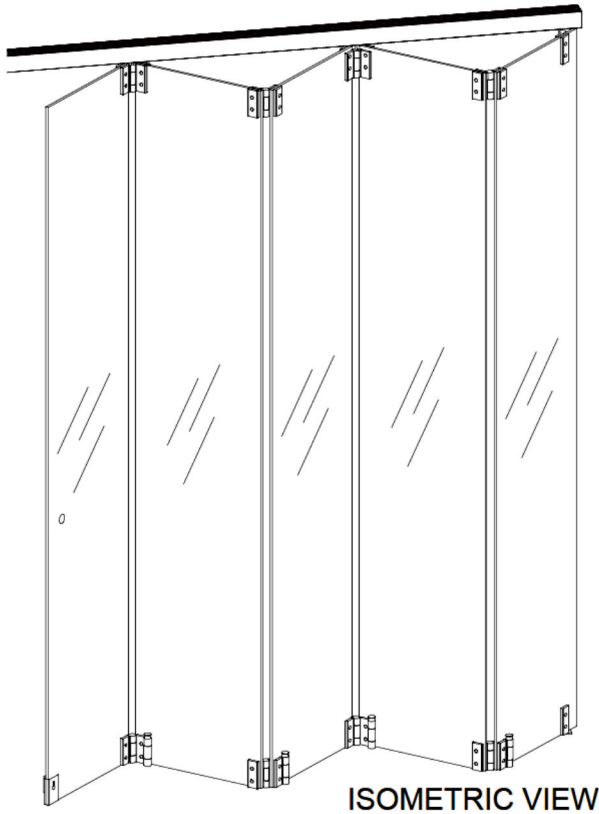



# Patch Fitting Type SFW-PF



## ***Sliding And Folding Wall System***

Patch Fitting Type(SFW-PF)  
No Bottom Guide Required!

# Features and Specification



In recent years , the issue of dividing a room has been the main discussion point by many people. With many strict tests, **GCC** Sliding And Folding Wall System-Patch Fitting Type gives a sheer quality and a solution for people who are looking for a clear and transparent vision with a minimum parking space.

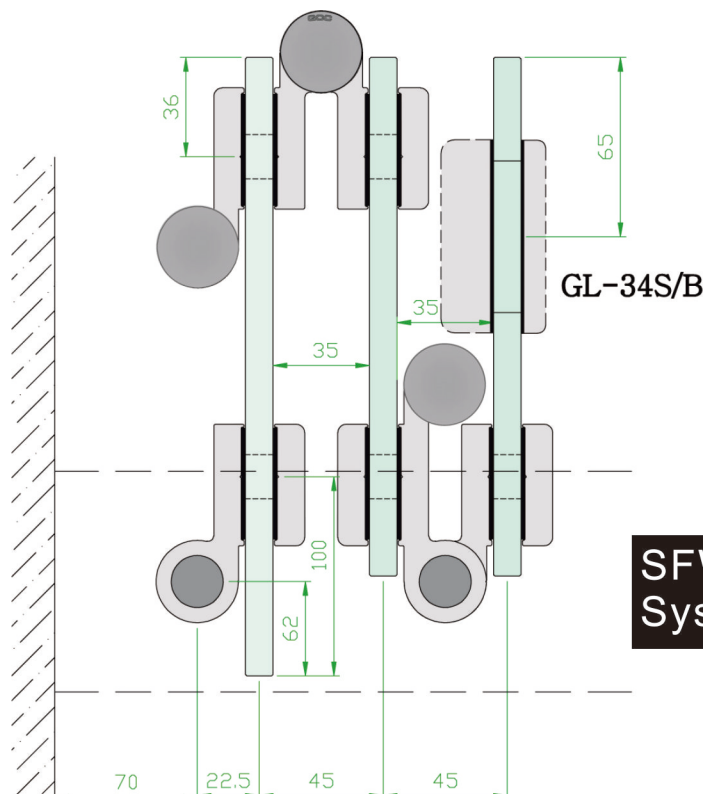
It is applicable to many locations such as Convention Centers, Retail and Mall shop fronts, Restaurants, Commercial and Domestic rooms domestic rooms division use. We especially focus on "the comfort" when operating the system.

With this system you don't need to install a bottom track or guide, as it requires minimal effort to fold/retract the glass panels via the top track only.

The concealed bearing design of the hinge does not allow any dirt or foreign objects in, allowing for a smooth and effortless operating system.

## SLIDING AND FOLDING WALL SYSTEM-PATCH FITTING TYPE

Maximum Width	Maximum Height	Maximum Weight	Glass Thickness
800mm	3meters	70kgs	10mm to 12mm



**SFW-PF  
System Top View**

# Components For SFW-PF System



## BF-22R

### Top Roller Fitting

- \*For connecting panels as a folding hinge
- \*Complete with a roller hanger for sliding and hanging door panel
- \*Fixing to panel No.2,4,6



## BF-12RL

### Bottom Fitting

- \*For connecting panels as a folding hinge
- \*With flush bolt for locking to the floor



## BFP-20R

### Top Pivot Fitting

- \*For left side opening base panel
- \*Complete with SWS-80TC Top Center Pivot for swing.



## BF-21L

### Top Roller Fitting

- \*For left side opening end panel of No.2,4,6
- \*Complete with the roller hanger for



## BF-11R

### Bottom Fitting

- \*For left side opening end panel of No.2,4,6
- \*Complete with a flush bolt for



## BFP-10R

### Bottom Pivot Fitting

- \*For left side opening basepanel
- \*Complete with 9150B Adjustable Free Pivot for swing.



## SWS-80TC

### Top Center Pivot

- \*For to SWS-80ST Sliding track with BFP-20L or BFP-20R for swing panel.



## 9150B

### Adjustable free pivot

- \*Fix to floor with special arm and bearing for BFP-10L or BFP-10R for swing panel.
- \*Height adjustable.



## 9125ST

### Europrofile Solid Brass Cylinder.



## GL-34S/B

### Patch lock

- \*For vertical fixing in end of a swing panel.
- \*Hardened oval bolt, double throw bolt projection 20mm.
- \*GCC Europrofile cylinder No.9125ST for GL 34S/B